

Cable Carrier T75.50 C/R

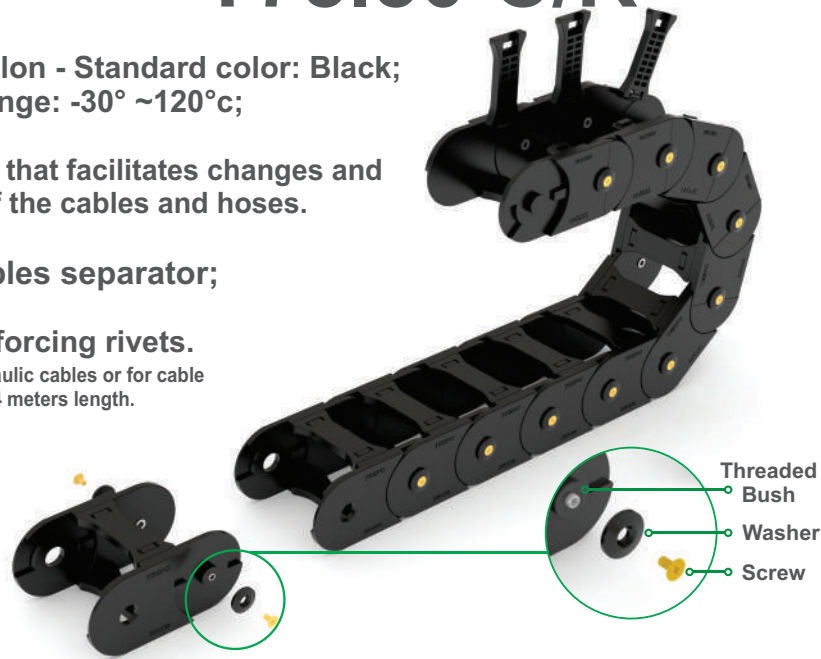
Produced in Nylon - Standard color: Black;
Temperature range: -30° ~120°C;

Opening system that facilitates changes and
maintenances of the cables and hoses.

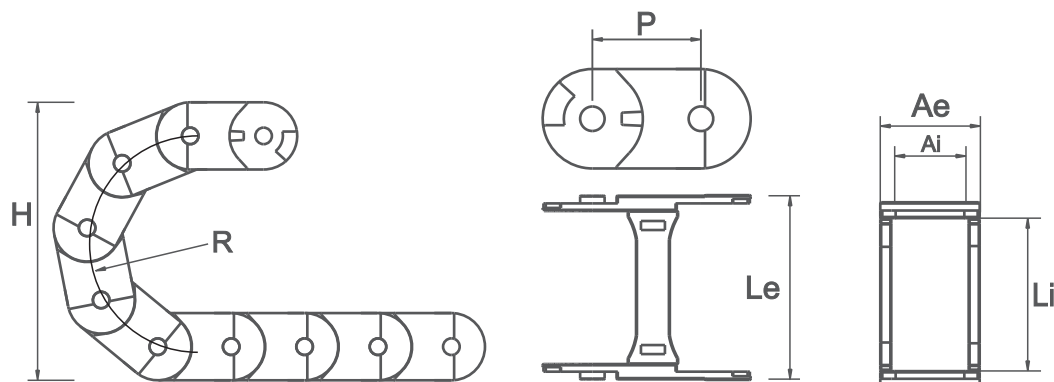
Model with cables separator;

Model with reinforcing rivets.

*Recommended for hydraulic cables or for cable
carriers with more than 4 meters length.

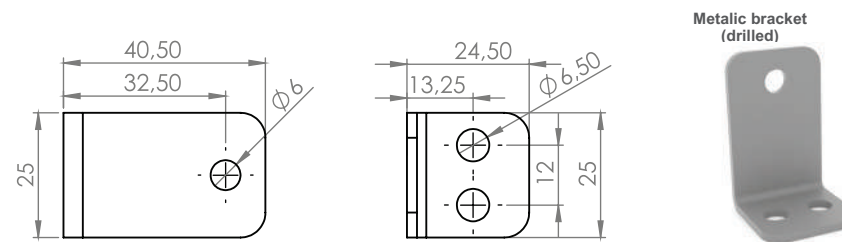
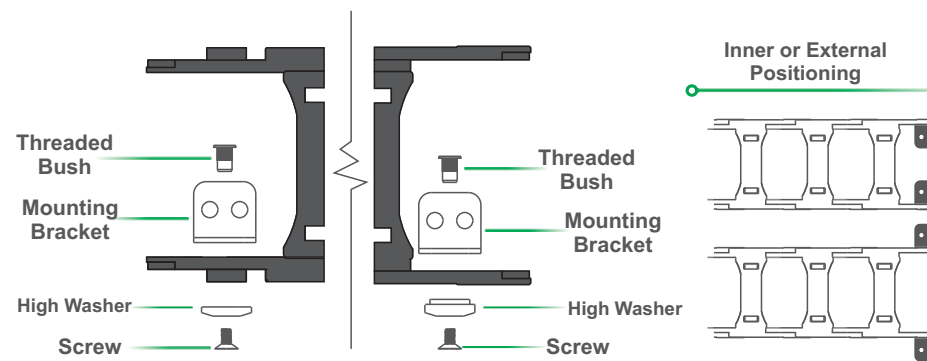
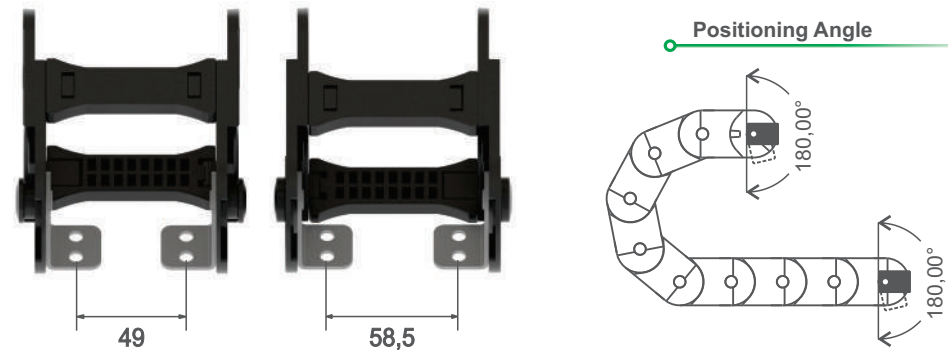


Technical Specifications



| CODE | DESCRIPTION | INNER DIMENSIONS (Li x Ai) | EXTERNAL DIMENSIONS (Le x Ae) | HEIGHT (H) | RADIUS (R) | PITCH (P) | LINKS/ METRO | WEIGHT/ METRO |
|-------|--|-------------------------------|----------------------------------|---------------|---------------|--------------|-----------------|------------------|
| 03696 | CABLE CARRIER T75.50.R100mm WITH REINFORCEMENTS | 75X50 | 103X65 | 270 | 100 | 71 | 14 | 2090gr |
| 03697 | CABLE CARRIER T75.50.R150mm WITH REINFORCEMENTS | 75X50 | 103X65 | 370 | 150 | 71 | 14 | 2090gr |

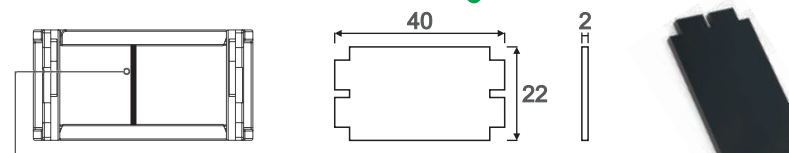
Mounting bracket



| CODE | DESCRIPTION | INNER DIMENSIONS (Li x Ai) | EXTERNAL DIMENSIONS (Le x Ae) |
|-------|----------------------|-------------------------------|----------------------------------|
| 03718 | MOUNTING BRACKET SET | 75X50 | 105X65 |

*Unit of measurement: millimeters

Cables Separator (Cód. 03558)




Example of separator
position inside of the link

* Recommended to add
1 separator every 3 links

Assembly Plan

Step 1




Step 2



Step 3



Final Assembly



*Optional wrench is available to
help during assembly process
(Cód.03684)

